


Landmark Commercial Environmental Reports

Reports comparison *made easy.*















Commercial Environmental Searches

Comprehensive due-diligence made easy



Core Environmental Reports

	Sitecheck Assess	Sitecheck Combined
 Maximum Site Size	25 hectares	50 hectares
 Turnaround Time	< 24 Hours	< 24 Hours
 Contaminated Land	Professional Opinion	Professional Opinion
 Ground Stability	Full Assessment	Full Assessment
 Radon	Full Assessment	Full Assessment
 Flood	Full Assessment	Professional Opinion
 Climate Change		Full Assessment
 Coal	Alert Assessment	Alert Assessment
 Planning Constraints	Full Assessment	Full Assessment
 Planning (Applications and Strategies)		
 Energy and Infrastructure	Full Assessment	Full Assessment
 Chancel Repair Liability		

Ancillary Searches

Landmark Climate Change Commercial	Landmark Coal Commercial	Landmark CON29M Commercial	Sitecheck Planning	Landmark Chancel Commercial
500 hectares	500 acres	500 acres	150 hectares	200 acres
< 24 Hours	< 24 Hours	< 24 Hours	< 24 Hours	< 24 Hours
Full Assessment				
	Full Assessment	Full Assessment		
			Full Assessment	
			Full Assessment	
				Full Assessment

All Landmark Reports are suitable for use in England, Wales and Scotland and are supported by £10 million Professional Indemnity Insurance. Details available on request.

All reports are either point or polygon based. However, to ensure maximum accuracy of results, wherever possible, please order your report, providing a polygon.

©2025 Landmark Information Group Ltd.



[CLICK HERE FOR FURTHER DETAILS](#)